

Scaled data based on original data using  
LM-79-08 Approved Method: Electrical and Photometric Measurements of Solid-  
State Lighting Products

Test Report Prepared for  
Cooper Lighting Solutions  
(formerly Eaton)

Brand: McGRAW-EDISON

Report Number: P386516

Luminaire Tested: **GWC-SA2A-830-U-T4W-HSS**

Issue Date: 3/3/2020

**Test Information**

Test Method: LM-79-08  
Report Number: P386516  
TEST IS SCALED FROM IESNA LM-79-08 TEST DATA (G2-1903-205-19)  
Test Lab: INNOVATION CENTER  
Issue Date: 3/3/2020  
Manufacturer: COOPER LIGHTING SOLUTIONS (FORMERLY EATON)  
Product Line: MCGRAW-EDISON  
Catalog Number: GWC-SA2A-830-U-T4W-HSS  
Description: GALLEON WALL LUMINAIRE  
(2) 80 CRI, 3000K, 615mA LIGHTSQUARES WITH 16 LEDS EACH AND TYPE IV WIDE OPTICS WITH HOUSE SIDE SHIELD  
Light Source: -  
Ballast/Driver: ELECTRONIC DRIVER

**Summary**

Lumens per Lamp: N/A  
Luminaire Lumens: 5601 lumens  
Efficiency: N/A  
Efficacy: 84.9 lumens/watt  
Luminous Opening: Rectangular (W 1' x L: 0.5' x H: 0')  
IES Classification: Type IV - Short  
BUG Rating: B1 - U0 - G2

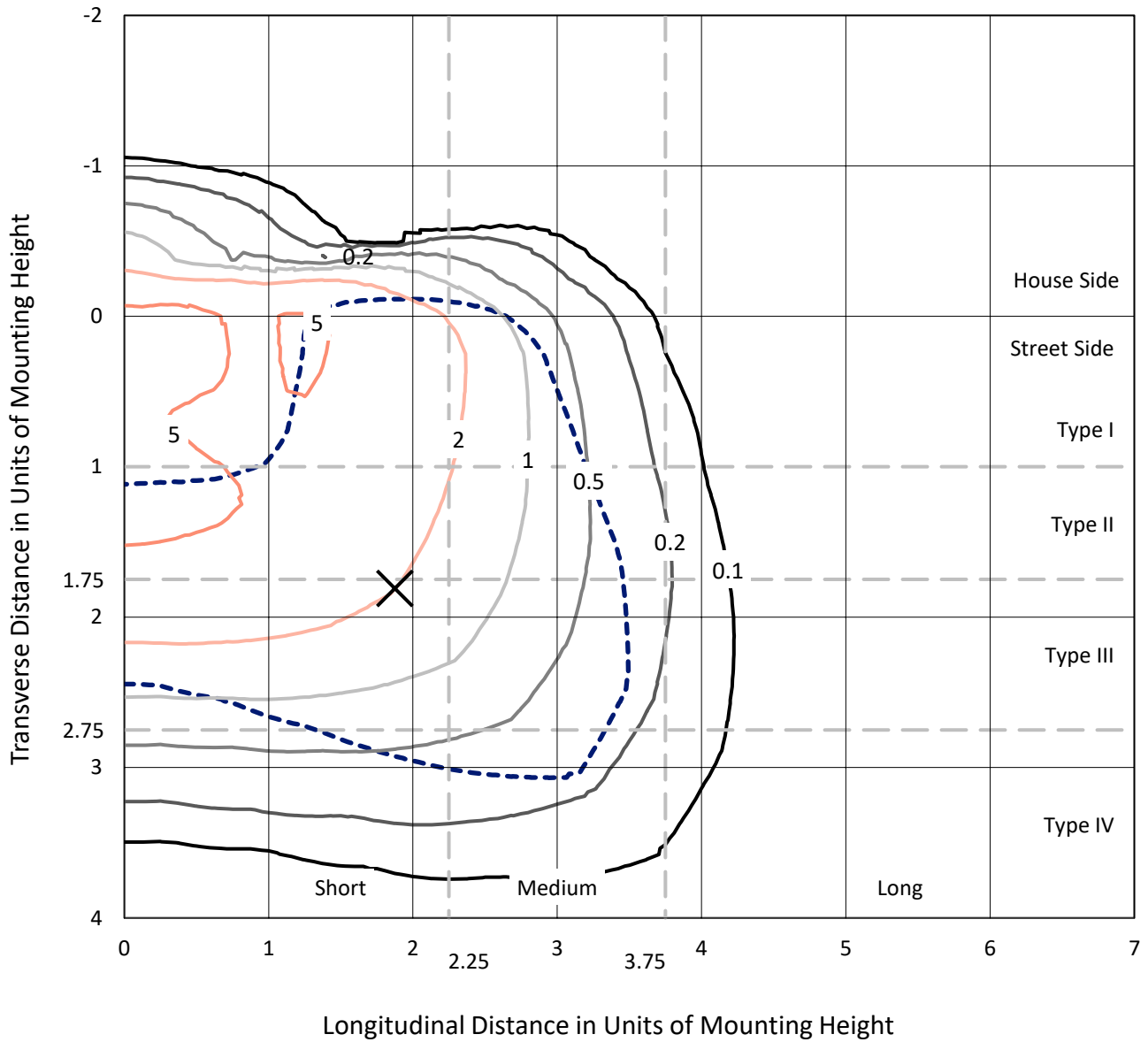
Input Watts (W): 66  
Input Voltage (V): NR  
Input Current (Ain): NR  
Voltage Rise (V): NR  
Power Factor: NR  
Total Harmonic Distortion (THDi): NR  
Frequency (hertz): 60  
Stabilization Time: NR  
Operation Time: NR  
Ambient Temperature (°C): NR  
Test Distance: 24 FT



REPORT NUMBER: P386516  
 CATALOG NUMBER: GWC-SA2A-830-U-T4W-HSS

### Iso-Footcandle Lines of Horizontal Illumination

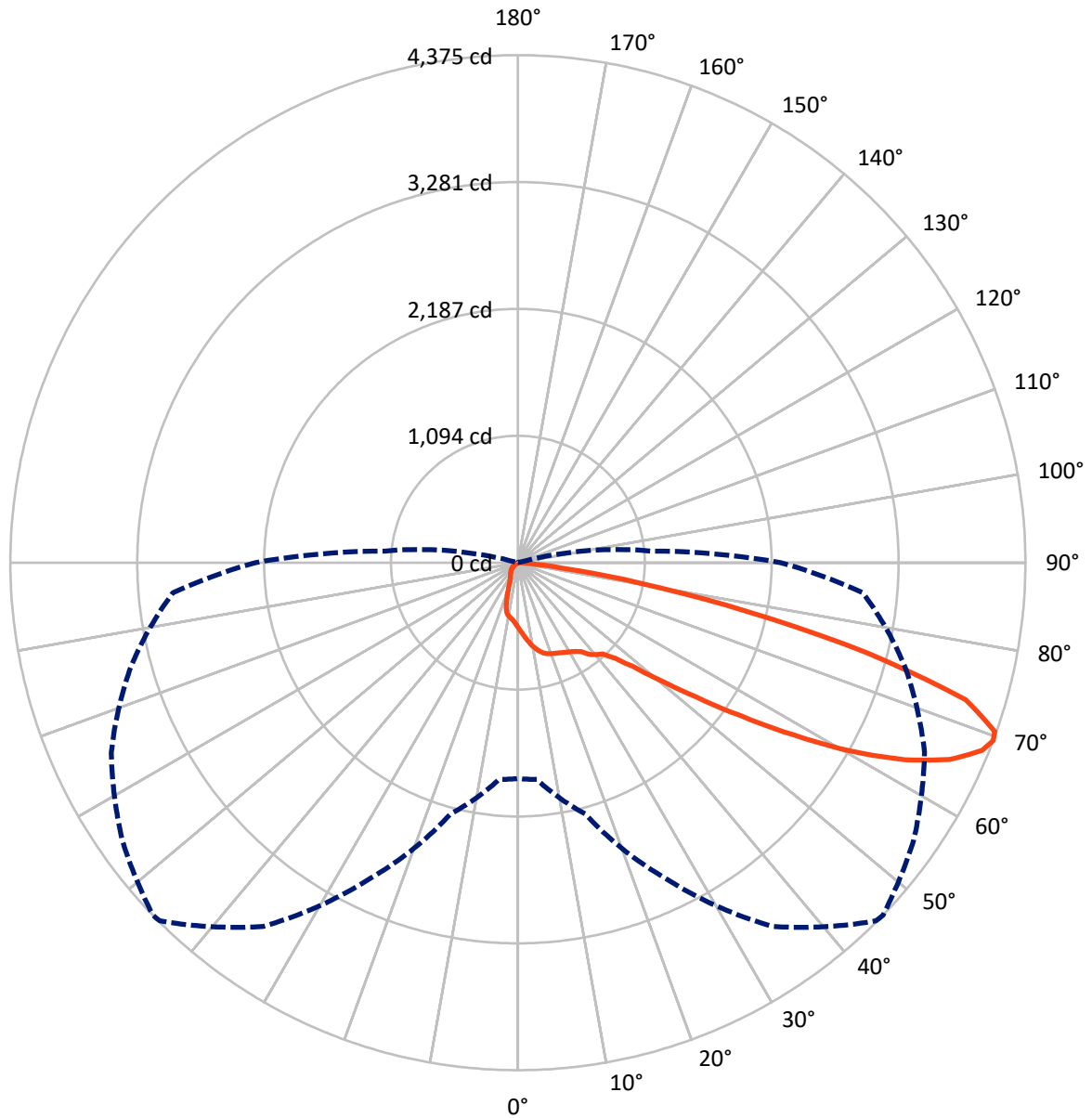
✕ Max cd  
 - - - 1/2 Max cd



Based on 10 foot mounting height. Maximum calculated value = 8.2 fc  
 Type IV - Short - N/A

REPORT NUMBER: P386516  
CATALOG NUMBER: GWC-SA2A-830-U-T4W-HSS

### Luminous Intensity Polar Plot



— Vertical Plane Through 46-Deg Lateral    - - - Horizontal Cone Through 69-Deg Vertical

REPORT NUMBER: P386516

CATALOG NUMBER: GWC-SA2A-830-U-T4W-HSS

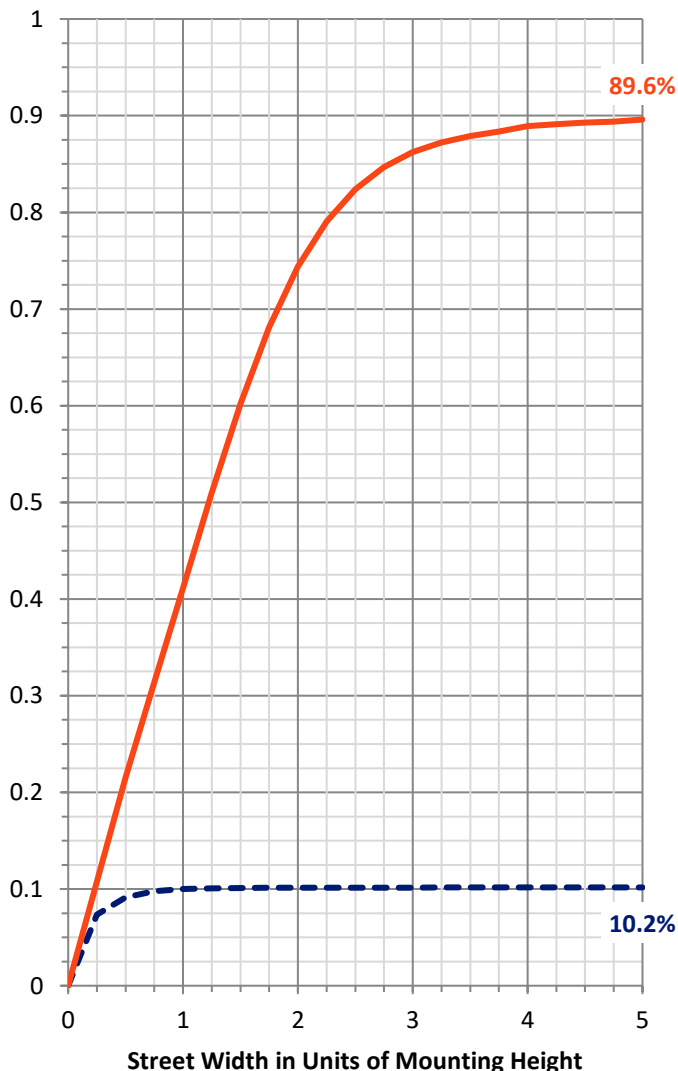
**FLUX DISTRIBUTION:**

		Downward	Upward	Total
<b>House Side</b>	Lumens	574.8	0.0	574.8
	% Fixture	10.3	0.0	10.3
<b>Street Side</b>	Lumens	5026.2	0.0	5026.2
	% Fixture	89.7	0.0	89.7
<b>Total</b>	Lumens	5601.0	0.0	5601.0
	% Fixture	100.0	0.0	100.0

**ZONAL LUMENS:**

Zone	Lumens	% Fixture
0°-10°	55.9	1.0
10°-20°	169.5	3.0
20°-30°	266.5	4.8
30°-40°	382.2	6.8
40°-50°	660.5	11.8
50°-60°	1305.0	23.3
60°-70°	1823.8	32.6
70°-80°	881.1	15.7
80°-90°	56.6	1.0
90°-100°	0.0	0.0
100°-110°	0.0	0.0
110°-120°	0.0	0.0
120°-130°	0.0	0.0
130°-140°	0.0	0.0
140°-150°	0.0	0.0
150°-160°	0.0	0.0
160°-170°	0.0	0.0
170°-180°	0.0	0.0
0°-90°	5601.0	100.0
0°-180°	5601.0	100.0

**Coefficient of Utilization**



REPORT NUMBER: P386516

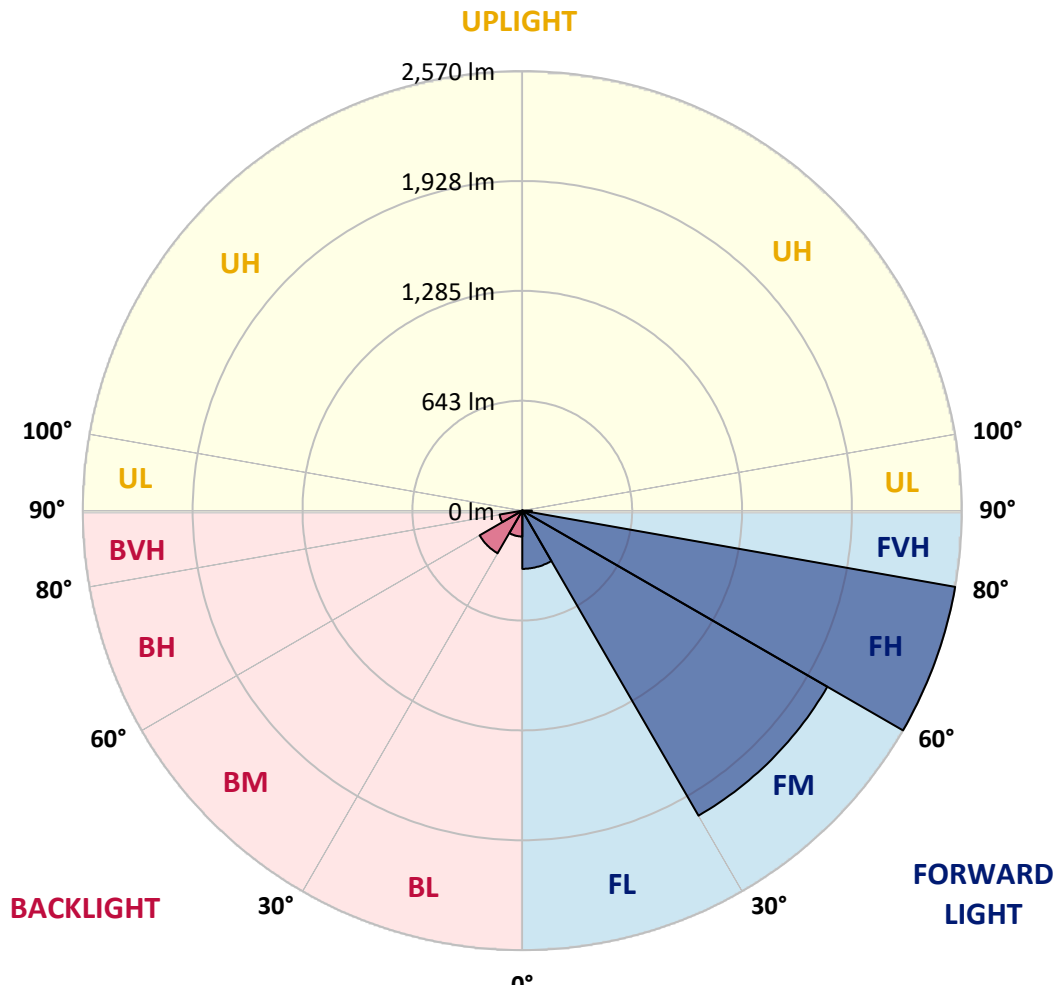
CATALOG NUMBER: GWC-SA2A-830-U-T4W-HSS

**LUMINAIRE CLASSIFICATION SYSTEM LUMEN TABLE AND BUG RATING:**

Zone	Lumens	% Fixture	Zone Rating/Lumen Limit		
			B	U	G
FL (0°-30°)	340.3	6.1			
FM (30°-60°)	2059.6	36.8			
FH (60°-80°)	2570.1	45.9			G2/5000
FVH (80°-90°)	56.2	1.0			G1/100
BL (0°-30°)	151.5	2.7	B1/500		
BM (30°-60°)	288.0	5.1	B1/1000		
BH (60°-80°)	134.8	2.4	B1/500		G1/500
BVH (80°-90°)	0.5	0.0			G0/10
UL (90°-100°)	0.0	0.0		U0/0	
UH (100°-180°)	0.0	0.0		U0/0	

**BUG Rating: B1-U0-G2**

Type IV Short





REPORT NUMBER: P386516

CATALOG NUMBER: GWC-SA2A-830-U-T4W-HSS

**CANDELA DISTRIBUTION (FULL):**

	0°	5°	15°	25°	35°	45°	46°	55°	65°	75°	85°
0°	561.2	561.2	561.2	561.2	561.2	561.2	561.2	561.2	561.2	561.2	561.2
2.5°	623.4	622.7	619.0	617.4	608.5	603.2	601.1	594.6	585.1	575.6	565.1
5°	694.3	694.1	687.3	680.7	663.9	648.1	645.2	630.0	608.7	588.8	568.8
7.5°	766.8	763.4	756.6	744.0	719.6	694.3	692.0	670.4	640.2	611.4	582.7
10°	828.3	826.2	817.2	798.1	769.4	740.8	737.9	711.4	677.3	641.8	605.3
12.5°	876.1	874.5	862.7	838.8	808.3	778.6	774.7	751.1	714.6	674.9	631.8
15°	905.2	904.4	890.0	864.5	834.6	808.8	805.4	784.7	750.8	709.3	660.7
17.5°	912.0	912.3	897.3	871.6	846.9	828.5	825.9	810.2	781.8	740.6	689.6
20°	896.8	900.0	886.6	864.3	849.0	839.3	837.2	827.7	803.9	765.0	712.7
22.5°	875.3	876.9	867.7	852.7	846.4	848.2	847.2	841.9	821.7	786.0	735.6
25°	862.2	862.2	856.6	844.0	848.2	859.5	859.8	858.7	842.7	811.7	763.4
27.5°	861.6	860.1	853.7	844.3	855.8	873.2	874.2	881.3	871.3	843.0	798.1
30°	882.6	880.8	867.4	855.1	869.8	888.4	891.0	906.5	901.5	876.9	836.7
32.5°	931.7	925.2	895.5	875.3	886.3	908.6	912.0	936.7	944.6	918.6	874.0
35°	999.0	978.2	935.4	913.6	914.7	938.0	941.2	977.4	1000.8	957.0	902.9
37.5°	1091.7	1081.4	1011.8	953.5	958.3	993.7	1002.9	1042.3	1035.7	978.0	935.7
40°	1294.9	1278.9	1204.9	1065.4	1000.0	1038.9	1041.8	1062.8	1063.3	1025.5	1004.0
42.5°	1571.7	1565.2	1487.2	1268.4	1082.2	1069.1	1074.3	1109.8	1149.4	1125.8	1124.8
45°	1878.2	1874.8	1792.1	1537.8	1248.5	1168.1	1174.7	1222.2	1298.1	1303.3	1336.7
47.5°	2124.8	2123.2	2075.7	1838.5	1502.9	1335.9	1338.0	1388.4	1521.8	1587.7	1641.1
50°	2349.6	2357.2	2319.6	2163.9	1849.6	1598.8	1593.8	1627.4	1841.7	1949.6	2015.8
52.5°	2662.1	2672.9	2567.5	2467.5	2213.3	1924.9	1921.0	1956.2	2226.2	2307.0	2318.9
55°	2938.1	2919.7	2836.5	2807.6	2656.8	2327.8	2326.7	2357.7	2598.0	2632.4	2654.2
57.5°	3059.9	3052.9	3093.0	3159.2	3121.4	2803.9	2801.5	2777.9	2930.7	2934.4	3001.4
60°	3136.9	3145.6	3268.7	3472.8	3567.0	3316.2	3301.0	3156.8	3248.5	3240.4	3312.0
62.5°	3079.1	3096.2	3317.8	3657.9	3900.6	3763.5	3741.9	3504.0	3520.0	3491.9	3558.6
65°	2772.4	2798.9	3162.1	3623.0	4066.0	4113.0	4091.2	3810.5	3735.6	3689.4	3652.4
67.5°	2251.1	2266.9	2646.1	3319.1	3991.4	4321.5	4317.1	4079.1	3898.5	3656.1	3368.8
69°	1860.3	1875.8	2240.9	2999.3	3827.3	4366.2	4374.8	4165.3	3867.5	3453.3	2984.8
70°	1575.7	1592.2	1932.3	2725.1	3636.9	4345.4	4360.9	4157.1	3778.7	3218.6	2647.9
72.5°	826.4	840.6	1189.6	1877.4	2964.9	3990.1	4037.1	3805.8	3203.1	2337.5	1565.7
75°	259.7	267.9	464.6	981.4	2030.0	3102.5	3113.3	2985.4	2274.5	1285.7	652.1
77.5°	99.0	96.6	154.7	361.6	1026.3	1953.6	2019.5	1865.6	1193.6	454.6	150.5
80°	53.3	53.6	80.4	149.7	439.1	1004.0	1059.6	904.2	424.1	141.8	34.7
82.5°	23.1	24.2	45.2	79.3	201.7	370.3	398.1	331.4	162.0	95.3	12.9
85°	5.0	5.5	21.8	43.1	82.2	104.0	109.0	107.4	103.2	74.1	5.0
87.5°	0.0	0.0	9.7	15.5	20.7	23.6	20.7	27.0	57.0	49.9	2.6
90°	0.0	0.0	0.0	0.0	0.0	0.0	0.0	0.0	0.0	0.0	0.0



REPORT NUMBER: P386516

CATALOG NUMBER: GWC-SA2A-830-U-T4W-HSS

**CANDELA DISTRIBUTION (continued):**

	90°	95°	105°	115°	125°	135°	145°	155°	165°	175°	180°
0°	561.2	561.2	561.2	561.2	561.2	561.2	561.2	561.2	561.2	561.2	561.2
2.5°	561.7	557.0	548.9	539.9	533.6	527.1	521.8	519.4	516.8	515.0	517.3
5°	560.7	551.5	535.7	520.5	509.5	500.5	493.2	490.3	487.4	485.3	485.0
7.5°	569.9	557.0	532.8	510.5	493.4	481.4	471.4	467.2	463.8	462.2	460.9
10°	587.5	570.9	538.6	509.5	487.4	466.9	445.4	428.8	418.1	413.1	411.2
12.5°	610.3	589.6	549.6	515.0	482.9	443.5	397.9	358.5	333.0	324.6	319.6
15°	637.1	611.4	564.1	522.1	466.7	394.7	317.2	265.8	242.1	237.4	232.1
17.5°	662.8	634.5	581.4	523.4	430.9	315.4	232.4	197.5	188.3	191.4	192.2
20°	685.4	657.3	598.5	511.8	366.1	236.6	179.9	171.2	174.6	180.7	181.7
22.5°	708.3	679.4	614.2	481.4	283.1	179.6	162.0	164.1	167.5	173.6	174.6
25°	736.1	706.2	629.0	425.4	212.5	152.8	153.9	157.0	160.5	166.0	166.5
27.5°	768.1	740.0	638.7	352.7	157.6	140.5	143.9	148.6	152.1	157.3	158.4
30°	810.7	784.7	641.8	277.3	132.1	129.5	131.0	136.8	141.8	146.5	147.3
32.5°	850.6	828.8	631.3	209.3	122.4	119.2	119.2	122.6	128.4	132.9	133.9
35°	887.4	873.2	597.7	153.1	115.0	109.8	107.1	107.1	110.8	114.5	115.5
37.5°	935.9	935.4	543.3	122.1	107.9	101.9	96.4	92.2	90.9	91.7	92.2
40°	1019.2	1020.0	472.4	109.5	101.9	93.8	85.3	77.7	70.6	68.3	68.0
42.5°	1149.2	1137.4	398.1	103.5	96.6	85.3	72.7	62.5	51.5	48.1	47.8
45°	1355.6	1285.5	319.3	98.0	91.1	75.9	60.1	46.2	37.3	34.7	34.7
47.5°	1656.3	1480.1	247.4	91.9	83.8	65.1	45.4	33.4	27.3	26.0	26.3
50°	1967.2	1670.7	189.6	84.3	74.8	53.8	33.6	24.2	20.7	20.7	21.0
52.5°	2243.0	1810.4	147.8	76.2	63.8	42.3	25.5	18.9	17.3	17.1	17.3
55°	2501.1	1900.5	113.2	66.7	50.7	31.5	19.4	15.5	14.4	13.9	13.7
57.5°	2750.1	1945.2	84.8	53.8	36.8	22.8	15.5	13.1	12.1	11.3	11.0
60°	2915.8	1908.9	58.3	39.7	25.5	16.5	12.9	11.3	10.0	9.2	8.9
62.5°	3009.3	1809.9	37.6	28.6	18.1	12.3	10.2	9.5	7.6	6.8	6.8
65°	2971.4	1646.6	26.3	20.5	13.1	9.2	7.6	7.6	5.5	4.5	4.2
67.5°	2633.2	1391.0	20.0	15.2	9.5	6.8	5.8	6.6	3.4	2.1	2.1
69°	2265.5	1152.9	17.1	12.6	7.9	5.5	5.0	6.0	2.4	1.6	1.3
70°	1969.1	994.5	15.5	11.0	6.6	4.7	4.5	5.8	2.4	1.3	1.1
72.5°	1178.1	554.6	11.8	7.9	4.2	3.7	3.7	6.6	2.4	1.3	1.1
75°	476.1	195.4	8.7	5.5	3.2	3.2	4.5	8.4	2.1	1.1	0.8
77.5°	107.9	42.8	5.0	3.4	2.1	3.2	5.3	6.6	1.3	0.5	0.0
80°	26.3	10.5	3.2	2.1	1.3	2.4	3.9	3.7	0.3	0.0	0.0
82.5°	8.7	3.7	1.3	1.1	0.3	0.8	1.8	1.1	0.0	0.0	0.0
85°	3.7	2.1	0.5	0.3	0.0	0.0	0.3	0.0	0.0	0.0	0.0
87.5°	2.4	0.8	0.0	0.0	0.0	0.0	0.0	0.0	0.0	0.0	0.0
90°	0.0	0.0	0.0	0.0	0.0	0.0	0.0	0.0	0.0	0.0	0.0



Signify Classified - Internal  
Cooper Lighting Solutions Photometric Lab  
1121 Highway 74 South  
Peachtree City, GA 30269

Scaled Data Report



Report Generated By 670245982

Signify Classified - Internal  
Cooper Lighting Solutions Photometric Lab  
1121 Highway 74 South  
Peachtree City, GA 30269

Scaled Data Report



Signify Classified - Internal  
Cooper Lighting Solutions Photometric Lab  
1121 Highway 74 South  
Peachtree City, GA 30269

Scaled Data Report



Signify Classified - Internal  
Cooper Lighting Solutions Photometric Lab  
1121 Highway 74 South  
Peachtree City, GA 30269

Scaled Data Report



Signify Classified - Internal  
Cooper Lighting Solutions Photometric Lab  
1121 Highway 74 South  
Peachtree City, GA 30269

Scaled Data Report



--- HS — SS

Signify Classified - Internal  
Cooper Lighting Solutions Photometric Lab  
1121 Highway 74 South  
Peachtree City, GA 30269

Scaled Data Report



u

Signify Classified - Internal  
Cooper Lighting Solutions Photometric Lab  
1121 Highway 74 South  
Peachtree City, GA 30269

Scaled Data Report



Signify Classified - Internal  
Cooper Lighting Solutions Photometric Lab  
1121 Highway 74 South  
Peachtree City, GA 30269

Scaled Data Report



(END OF REPORT)